S.L.A. Surface

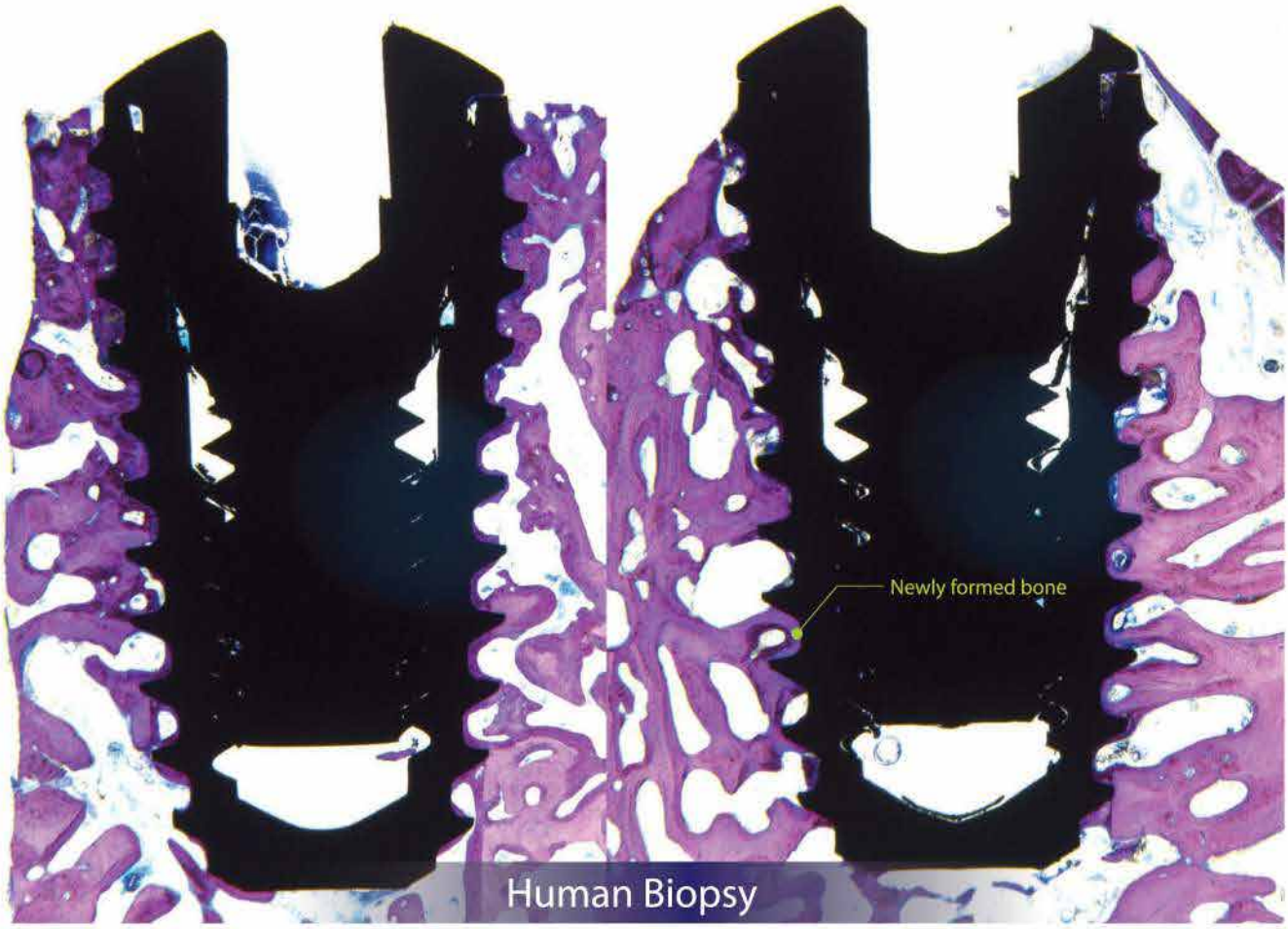

Reference: Myron Nevins, et al., "Clinical and Histologic Evaluations of SLA Dental Implants" Int J Periodontics Restorative Dent 2017;37:175–181. doi: 10.11607/prd.3131

S.L.A. Surface

(Sandblasting with large grits and acid etching)

After 7 days of cell culture


SuperLine

SuperLine Characteristics

"Immediate Implantation with Excellent Bone Response"

- Good primary implant stability in extraction sockets
- Early loading in the posterior area
- Ideal implant thread design for fast implant insertion

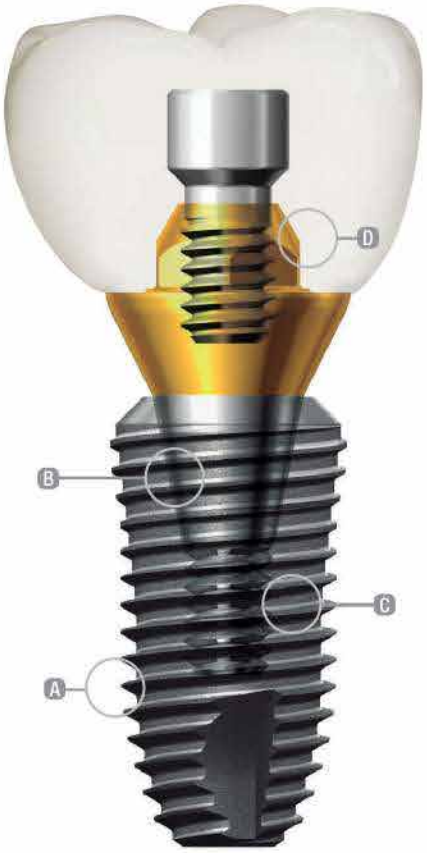

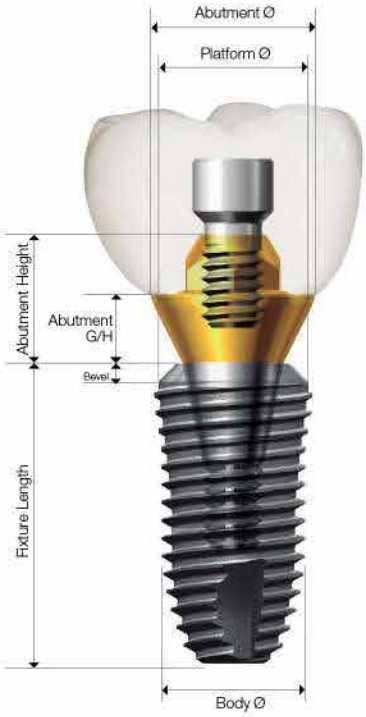

Selection Guideline
Ideal emergence profile for each tooth

SuperLine Characteristics

A Tapered Design

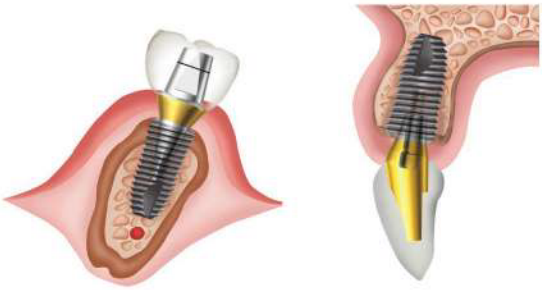

- Tapered design allowing for excellent primary stability
- Ideal insertion torque favoring for immediate restoration
- Tapered design helping even load distribution after osseointegration

B Platform Switching with Conical Connection

- The conical hex connection between the implant and the abutment interface distributes the load to the fixture evenly. Therefore it helps minimize micro-movement and marginal bone loss.

C Double Thread & Thread Pitch

- High thread pitch helps increase the initial stability.
- Double thread design reduces implant insertion time.

D Osseointegration



- The greater distance between the threads may increase bone to implant contact allowing for rapid osseointegration.

E Single Prosthetic Platform with a variety of prosthesis

- One abutment screw fits all abutments and fixture platforms.
- A single abutment connection
- One hex screw driver fits all abutment screws

SuperLine Color Coding by Diameter

• Cover screw included

Color Coding by Diameter

(Unit: mm)

Cap Color		Yellow	Green	Blue	Red	Orange	Violet
Fixture SuperLine							
Platform Ø	Fixture Platform Diameter	3.6	4.0	4.5	5.0	6.0	7.0
Body Ø	Fixture Body Diameter	3.4	3.8	4.3	4.8	4.8	5.8
Bevel	Fixture Bevel Height	0.15	0.2	0.4	0.6	0.7	1.0

SuperLine Fixture

• Cover screw included

Unit: mm, Scale 1 : 1.5 / mm

Platform Ø 3.6 | Body Ø 3.4

L	REF
8	FX 36 **08** SWC
10	FX 36 **10** SWC
12	FX 36 **12** SWC
14	FX 36 **14** SWC

Platform Ø 4.0 | Body Ø 3.8

L	REF
8	FX 40 **08** SWC
10	FX 40 **10** SWC
12	FX 40 **12** SWC
14	FX 40 **14** SWC

Platform Ø 4.5 | Body Ø 4.3

L	REF
8	FX 45 **08** SWC
10	FX 45 **10** SWC
12	FX 45 **12** SWC
14	FX 45 **14** SWC

Platform Ø 5.0 | Body Ø 4.8

L	REF
8	FX 50 **08** SWC
10	FX 50 **10** SWC
12	FX 50 **12** SWC
14	FX 50 **14** SWC

SuperLine Fixture

• Cover screw included

Unit: mm, Scale 1 : 1.5 / mm

Platform Ø 6.0 | Body Ø 4.8

L	REF
8	FX 60 **08** SWC
10	FX 60 **10** SWC
12	FX 60 **12** SWC

Platform Ø 7.0 | Body Ø 5.8

L	REF
8	FX 70 **08** SWC
10	FX 70 **10** SWC
12	FX 70 **12** SWC

FX5010SWC and CS38

FX5010SWC and HAB552035L