

Osteotome Kit


Unit: mm, Scale 1 : 1

Osteotome

Osteotome compresses the bone laterally, providing denser bony interface rather than removing valuable bone from the surgical site.





Osteotome Kit



XOFK		XOFBK	
Type A (Convex)		Type B (Concave)	
XOF 20 A1		XOF 20 B1	
XOF 34 A1		XOF 34 B1	
XOF 38 A1		XOF 38 B1	
XOF 43 A1		XOF 43 B1	
XOF 48 A1		XOF 48 B1	

Osteotome | Final drill type | Scale 0.4 :1

Type	Ø A	Ø B	Art. No.
Type A (Convex) 	Ø 1.7	Ø 2.8	XOF 20 A1
	Ø 2.3	Ø 2.8	XOF 34 A1
	Ø 2.7	Ø 3.2	XOF 38 A1
	Ø 2.8	Ø 3.8	XOF 43 A1
	Ø 3.0	Ø 4.3	XOF 48 A1
Type B (Concave) 	Ø 1.7	Ø 2.8	XOF 20 B1
	Ø 2.3	Ø 2.8	XOF 34 B1
	Ø 2.7	Ø 3.2	XOF 38 B1
	Ø 2.8	Ø 3.8	XOF 43 B1
	Ø 3.0	Ø 4.3	XOF 48 B1

